



ACC SPORT WA

SWIMMING CARNIVALS

PERTH HPC (Formerly HBF Stadium) Monday 17 to Friday 28 March 2025

OPERATIONS MANUAL

CONTENTS

AIM.....	4
CONDITIONS OF PARTICIPATION.....	4
Promotion/Relegation.....	4
Swimming Uniforms	5
Lane Allocations.....	5
Officials.....	5
Queries, Protests and Disputes	6
School Equipment	6
GENERAL COMPETITION STRUCTURE AND RULES	7
Carnival Programs	7
Points Allocations and Scoring.....	8
Competition Rules	9
One Start Rule	9
Competitor Rules	9
Fully Officiated Swim Carnivals	10
Open Events	10
Relays	10
Disqualifications	10
Use of Video Evidence.....	11
Poolside Coaching	11
Fundraising.....	11
Age Classifications	11
Age Classification Chart.....	11
Multi Class Competitors.....	12
Classification Process	12
Records.....	13
Trophies and Results.....	13
ACC Honorary All Star Swimming Team.....	14
SCHOOL ADMINISTRATION	15

Officials Information.....	15
Officials Nominations	15
Officials' Information and Duty Description	15
Working With Children	15
Officials Allocations.....	15
Vocational Education and Training Program (VET)	16
Student Officials	16
Second Timekeeper Officials.....	17
Third Timekeeper Officials (A & B Divisions Only)	17
Officials Arrival and Briefing Times	18
ACC Staff Roles	18
Catering.....	19
Catering Roster	20
Competitor Information.....	21
Warm Up Protocols.....	21
Marshalling Protocols	21
Competitor Nominations	22
Competitor Numbers	23
Race Procedure	23
Etiquette	24
Clothing/Towel Baskets	24
Venue Entry and Fees.....	24
Venue Seating.....	24
Seating Allocation Procedures: A-E Division Carnivals.....	24
Seating Allocation Procedures: F-J Division Carnivals	24
Venue Exit.....	25
Parking and Traffic Flow	25
Drop Off	25
Bus Parking.....	25
Pick Up	25
Bus Pick-Up Order	26
Toilets.....	26
First Aid	27
Photography and Videography Guidelines	27
Live Streaming	27
Presentations and End of Carnival Procedures.....	27
Presenter Of Awards (Principal).....	27
Rubbish	27
Lost Property.....	27
Appx 1 Dates, Venues, Divisions, Schools and Uniform Colours	28
Appx 2 Spectator & Competitor Seating Indoor Pool	31
Map 2: Indoor Pool Layout.....	32
Appx 3 Spectator and Competitor Seating Outdoor Pool	33

Map 3: Outdoor 10 Lane Pool Layout	35
Appx 4 Lane Allocations	36
Appx 5 Swimming Program of Events	38
Appx 6 Safety & Evacuation Procedures	38
Appx 7 Bus Parking & Exit Order	40

AIM

It is the aim of **ACC SPORT WA** to conduct a series of carnivals, providing annual competition in accordance with its Constitution. It also provides a culmination to physical education swimming programs, and programs for students with disabilities. Individuals are offered the opportunity to further develop their skills whilst representing their school.

CONDITIONS OF PARTICIPATION

On entering the Association, a new school will be placed in a grade of carnival appropriate to current standings. Past practice has seen such placement to occur at the lowest division of carnival. However, as the I/J Division carnivals have now been established to cater for smaller and developing metropolitan and country schools, Council is to examine such placement in the other Divisions of carnival, if a place/s exists.

Promotion/Relegation

Following the initial placement, a school's placement in a division of a carnival is determined by its performance in the previous year. The normal procedure is that the first school in the lower division is promoted to the higher division and the last school in the higher division be relegated to the lower division.

If the first school in the lower division, and the last school in the higher division, prefers to retain the status quo by mutual agreement, no promotion/relegation takes place. *The 'status quo' agreement is relevant for a maximum period of two consecutive years* for an individual school. Automatic elevation/relegation must occur after the two consecutive years for an individual school having been involved in the retention of the status quo provision.

Only paired or co-educational schools can be promoted/elevated. In normal circumstances single gender schools cannot be individually promoted/elevated.

The only exception to this is where there is only one single gender school in a division. In this case, the single school cannot be considered for a "paired" promotion/relegation because there is no available partner school. If this individual school finishes either first or last in their gender aggregate, then they can be considered for individual promotion/relegation. In this instance no co-educational school would be considered for promotion/relegation. The single gender school could only be elevated or relegated if they satisfy the following criteria:

- a) The division into which they are moving would still meet the condition of only having one empty lane for either gender.
 - Elevation or relegation would still be based on a comparison of performance with the bottom or top school in the division to which they are moving.
 - The normal two-year maximum status quo criteria would still be applicable.
- b) Paired single gender schools will only be considered for promotion/relegation if their combined points would have gained them first/last place in the combined aggregate for their division and that on comparison their actual performance was better/worse than the bottom/top coeducational or paired single gender school(s) in the higher/lower division.
- c) Pairings of single gender schools for promotion/relegation are based on the 'best' or 'worst' performing single gender schools in a division. For relegation purposes, the bottom male single gender school will be paired with the bottom female single gender school. For promotion purposes, the top male single gender school will be paired with the top female single gender school.
- d) Schools have the right of appeal to the promotion/relegation system. Should any school for whatever reason contest the procedures outlined above, then executive will make the final promotion/relegation decision based on an objective comparison of results. To provide a balance between the needs of individual schools and the evenness of school divisional allocations, it may also be necessary for executive to override the condition of "only one empty lane" for either gender. In some cases, it may be appropriate to have "two empty lanes" for either gender.
- e) Should the normal procedure be contested by either school (under the two consecutive year period) for whatever reason, the promotion/relegation decision will be taken by the Executive on the basis of an objective comparison of results. A better performance will mean a non-contestable promotion.

Swimming Uniforms

Swimming Caps

Swimming caps must be worn by all competitors in all events. Disqualification in that event will follow for any competitor failing to observe this condition of participation.

Swimming Bathers

It is mandatory for all competitors to swim in their official school bathers. Official school bathers should be competition racing bathers for boys and girls. Competition racing bathers must meet **World Aquatics** requirements and can be either briefs, jammers (thigh length tight fitting shorts), one piece or two-piece bathers.

Schools must list their “official school bathers” style and colour on the association web site. Competitors can only wear the official school bathers as described on the association web site. Official school bathers can be of different designs/styles if there is uniformity and compliance with each school’s official bather description.

Competitors may wear a second pair of bathers underneath the official school bathers for modesty purposes. They must be discrete, preferably in a similar colour to the school bathers and should not involve flamboyant colours, ties or bows that are highly visible.

A swimmer can be disqualified by the referee if their swimming uniform is clearly outside the above guidelines.

In exceptional circumstances schools may seek an exemption from the ACC for individual students to swim in non-official school bathers. If they are **World Aquatics** approved, (being in good moral taste and non-transparent) and are predominantly in school official colours, most grants will be approved. Personal preference for wearing non-regulation bathers will not be an acceptable excuse. Exceptional circumstances would include:

- Bathers not available/out of stock.
- Financial hardship in buying school bathers.
- Physical issues such as body shape/skin disorders.

Schools seeking exemptions should submit a swimming bathers exemption form before the carnival. The form is available on the ACC web site at <https://www.accsport.asn.au/carnivals/swimming/bathers-exemption-form>. The ACC Director of Sport will make the final decision in all cases.

Lane Allocations

The initial allocation of lanes was established in 1990 for the B, C and D division carnivals, 1991 for the A division carnival, 1994 for the E division carnival, 2002 for the F Division, 2006 for G Division, 2013 for H Division, 2017 for I Division, and 2021 for J Division. In all carnivals, schools are allotted lanes that remain constant for the entire carnival and are rotated on an annual basis.

Competitors are permitted to warm-up/warm-down in the ‘diving pool’ for A-E division carnivals, or a designated lane in the 50m outdoor pool for F-J division carnivals. Warm-up lanes may occur in the main pool or as shared lanes if otherwise designated.

Schools that have been relegated or elevated from, or to, a particular carnival division will be allocated to the lane of the school being replaced (See [Appx 4 Lane Allocations](#)).

Officials

As determined by the Council of Member Principals, it is essential that event officials are suitably skilled to perform their required duties and are fully conversant with the rules and procedures applied to the role they have been assigned. Individual schools are responsible for the thorough briefing and preparation of allocated event officials prior to their carnival day.

It is also agreed that schools in higher division carnivals provide officials for the lower divisions, even though they are not competing in that carnival. Schools are to provide officials in accordance with the apportioned requirements of that carnival and assistance as afforded to other divisions of carnival. Country schools are not required to provide officials.

Officials provided by schools to the ACC must be WWC checked by the school under the Working with Children legislation. Please refer to the [Officials Information](#) page in this manual for further details about swimming officials.

Queries, Protests and Disputes

Individual schools have the right to appeal against matters arising during the carnival or final points/scores/results in any of the categories of trophies. Such appeals must be lodged in writing within three days of the completion of the carnival.

If the staging of the series of carnivals immediately occurs in the week prior to term holidays, the period permitted to lodge such appeals will be extended by a further three days. Please note, it is best to lodge an appeal or query on the day of the carnival, particularly with results queries as they can be resolved before final points and placings are announced.

If the ACC Director of Sport cannot resolve a dispute/complaint, and it is not covered through normal Association policy, a sub-committee will be elected from the Sports Management Committee, and entitled the 'Disputes Committee', to resolve the matter. Further appeals related to the occurrence at hand are not permitted.

School Equipment

Schools are to supply their own First Aid Kit to deal with minor injuries, and rubbish bags to collect any rubbish from their designated areas.

GENERAL COMPETITION STRUCTURE AND RULES

Carnival Programs

All carnival programs are available on the ACC website as a PDF or Excel file.

<https://www.accsport.asn.au/carnivals/swimming/program-of-events>

Carnival programs are also available in booklet format (PDF) for download closer to the carnival dates. Schools will be notified once these are available. <https://www.accsport.asn.au/carnivals/swimming/program-booklets>

The [A & B division carnival programs](#) have **124 events**. The events are as follows for both genders.

	U13	U14	U15	U16	U17	U19
100 m Freestyle	Div 1	Div 1	Div 1	Div 1	Div 1	Div 1
50 m Freestyle	Div 1 & 2	Div 1 & 2	Div 1 & 2	Div 1 & 2	Div 1 & 2	Div 1 & 2
50 m Breaststroke	Div 1 & 2	Div 1 & 2	Div 1 & 2	Div 1 & 2	Div 1 & 2	Div 1 & 2
50 m Backstroke	Div 1 & 2	Div 1 & 2	Div 1 & 2	Div 1 & 2	Div 1 & 2	Div 1 & 2
50 m Butterfly	Div 1	Div 1	Div 1	Div 1	Div 1	Div 1
Medley Relay	Junior Div 1			Senior Div 1		
Freestyle Relay	Div 1 & 2	Div 1 & 2	Div 1 & 2	Div 1 & 2	Div 1 & 2	Div 1 & 2

The [C & D Division carnival programs](#) have **112 events**. The events are as follows for both genders.

	U13	U14	U15	U16	U17	U19
100 m Freestyle				Div 1	Div 1	Div 1
50 m Freestyle	Div 1, 2 & 3	Div 1, 2 & 3	Div 1, 2 & 3	Div 1 & 2	Div 1 & 2	Div 1 & 2
50 m Breaststroke	Div 1 & 2	Div 1 & 2	Div 1 & 2	Div 1 & 2	Div 1 & 2	Div 1 & 2
50 m Backstroke	Div 1 & 2	Div 1 & 2	Div 1 & 2	Div 1 & 2	Div 1 & 2	Div 1 & 2
50 m Butterfly	Div 1	Div 1	Div 1	Div 1	Div 1	Div 1
Medley Relay	Junior Div 1			Senior Div 1		
Freestyle Relay	Div 1	Div 1	Div 1	Div 1	Div 1	Div 1

The [E & F Division carnival programs](#) have **92 events**. The events are as follows for both genders.

	U13	U14	U15	U16	U17	U19
100 m Freestyle				Div 1		Div 1
50 m Freestyle	Div 1, 2 & 3	Div 1, 2 & 3	Div 1, 2 & 3	Div 1 & 2		Div 1 & 2
50 m Breaststroke	Div 1 & 2	Div 1 & 2	Div 1 & 2	Div 1 & 2		Div 1 & 2
50 m Backstroke	Div 1 & 2	Div 1 & 2	Div 1 & 2	Div 1 & 2		Div 1 & 2
50 m Butterfly	Div 1	Div 1	Div 1	Div 1		Div 1
Medley Relay	UR Div 1					
Freestyle Relay	Div 1	Div 1	Div 1	Div 1		Div 1

The [G, H & I Division carnival programs](#) have **76 events**. The events are as follows for both genders.

	U13	U14	U15	U16	U17	U19
100 m Freestyle	Open Div 1					
50 m Freestyle	Div 1, 2 & 3	Div 1, 2 & 3	Div 1, 2 & 3			Div 1, 2 & 3
50 m Breaststroke	Div 1 & 2	Div 1 & 2	Div 1 & 2			Div 1 & 2
50 m Backstroke	Div 1 & 2	Div 1 & 2	Div 1 & 2			Div 1 & 2
50 m Butterfly	Div 1	Div 1	Div 1			Div 1

Medley Relay	Open Div 1				
Freestyle Relay	Div 1	Div 1	Div 1		Div 1

The [J Division carnival program](#) has **58 events**. The events are as follows for both genders.

	U13	U14	U15	U16	U17	U19
100 m Freestyle	Open Div 1					
50 m Freestyle	Div 1, 2 & 3	Div 1, 2 & 3				Div 1, 2 & 3
50 m Breaststroke	Div 1 & 2	Div 1 & 2				Div 1 & 2
50 m Backstroke	Div 1 & 2	Div 1 & 2				Div 1 & 2
50 m Butterfly	Div 1	Div 1				Div 1
Medley Relay	Open Div 1					
Freestyle Relay	Div 1	Div 1				Div 1

The lower division carnival programs have less events due to constraints on the availability of swimmers.

Points Allocations and Scoring

Carnival Divisions	Event Divisions	1 st	2 nd	3 rd	4 th	5 th	6 th	7 th	8 th	9 th	10 th
all	Div 1	12	11	10	9	8	7	6	5		
all	Div 2 & 3	8	7	6	5	4	3	2	1		
all	Relays Div 1	24	22	20	18	16	14	12	10		
A & B	Relays Div 2	16	14	12	10	8	6	4	2		

- All Div 3 events score the same points as Div 2 events.
- Where draws occur, each competitor or team is awarded the higher points and the points for the lower of the positions are omitted. (The points are not added together and averaged).
- If a variation in a placing occurs (e.g., a malfunction in the electronic timing/judging or a swimmer not touching the wall), the ratified result should be determined by the following method.

1st Consideration: Electronic timing based on the touchpad time.

2nd Consideration: The two timekeepers in each lane, based on the slower of the two times. (At Perth HPC the timekeeper has a backup button mechanism.)

3rd Consideration: The referee's decision, based on the manual Finish Judge results.

Extra Consideration: In the event of a touch pad and backup button failing to register a time (due to mechanism failure or touch pad not hit hard enough) the competitor will be given an adjusted time relevant to their correct place.

- If an age group/gender or total scores are equal, teams are to share that place.

Competition Rules

ACC swimming carnivals are conducted using Swimming WA Officials under **World Aquatics** rules, except if stated otherwise in this Charter. **World Aquatics** swimming rules are available from the **World Aquatics** website at <https://www.worldaquatics.com/swimming/rules>

One Start Rule

The **World Aquatics “one start” rule (World Aquatics Competition Rules 4.4)** was adopted by the ACC in 2015:

Any swimmer starting before the starting signal has been given, shall be disqualified. If the starting signal sounds before the disqualification is declared, the race shall continue, and the swimmer or swimmers shall be disqualified upon completion of the race. If the disqualification is declared before the starting signal, the signal shall not be given, but the remaining swimmers shall be called back and start again. The referee repeats the starting procedure beginning with the long whistle (the second one for backstroke).

Interpretation

After all swimmers are “stationary”, any swimmer who moves before the starting signal may be disqualified when such movement is observed and confirmed by both the starter and referee.

ACC amendment

Swimmers disqualified at the start shall still be allowed to swim in the race and the swimmer or swimmers shall be disqualified upon completion of the race. This change from **World Aquatics** rules is to encourage participation and allow school aged competitors the opportunity to still compete in a race.

A & B Division Carnivals

- To be conducted under **World Aquatics** rules including the “one start” rule (SW4.4) with ACC modification that all swimmers disqualified at a start will still be allowed to swim in the race.
- For all other starts, finishes, changeovers, and stroke technique Swimming WA officials will use the current **World Aquatics** rules.

C - J Division Carnivals

- The **World Aquatics** “one start” rule will be used with the ACC modification that all swimmers disqualified at a start will still be allowed to swim in the race.
- In addition, Swimming WA officials have the power to use their discretion and common sense when adjudicating on rule infringements and should only call a disqualification if the infringement provides the swimmer with a clear and unfair advantage.
 - Swimmers will be disqualified in a start if they start before the starting signal and the break provides them with a distinct and unfair advantage.
 - Swimmers will be disqualified in relays when a swimmer leaves the blocks before their team member touches the wall.
 - Swimmers will not be disqualified for stroke technique unless the incorrect stroke provides the swimmer with a significant unfair advantage.
 - Swimmers will not be disqualified for finishing a swim with an incorrect hand touch.

Competitor Rules

Competitors are permitted to compete in one age group only for all events. Please refer to details below:

- A competitor who qualifies to compete in the U14 age group but elects to compete in a higher age group for his/her first event must remain in that higher age group for all other events.
- A competitor who qualifies to compete in U14 and elects to compete in U14 for his or her first event must remain in U14 for all other events.
- These rules apply to all events except for the medley relays (see “Relays” below).

There is no limit to the number of events that competitors may enter except where mentioned below:

- Competitors may enter in only one division of relay where two divisions occur in a carnival. This does not include medley relays.
- Where the same event type has two or more divisions, competitors are permitted to swim in one division only.
 - Individual free-style events have two or three divisions.
 - Breaststroke and backstroke events have two divisions for each gender in all age groups.
 - Butterfly has only one division.
- **Carnivals A – F:** Competitors cannot swim in a 100m and a 50m freestyle event, i.e., competitors may only swim in an individual 50m freestyle event (Div I or II) or a 100m freestyle event.
- **Carnivals G – J:** Competitors can swim in a 100m and a 50m freestyle event.

In all carnivals, coaches need to consider the following:

- The general fitness of the swimmer.
- "Recovery" time before the actual performance.
- Availability of other team members.

NB: The start of an event will not be delayed for any competitor.

Fully Officiated Swim Carnivals

A & B carnivals will operate as fully officiated swim carnivals so that competitor times can be sanctioned by Swimming WA to use as official qualifying times. Schools participating in the A and B carnival divisions will need to provide a third timekeeper as per the official's allocations to fulfill the requirement for this qualification process.

Open Events

Where an event is Open, a swimmer from any age group may compete in this event and still remain in their correct age group for all other events. Points earned in an individual Open event will count towards the age championship in the correct age group, e.g., an U14 swimmer competes in the 100m F/S Open event; points gained in the 100m F/S Open event count in the U14 age championship.

Relays

Competitors will not receive individual points for participation in relay events.

Medley Relay

For the medley relay event, swimmers from any junior (U13, U/14 and U/15) age group may compete and still maintain their age group status e.g., U/14 competitors may swim in all U/14 events throughout the day and swim in the junior medley relay.

This concept also applies to the senior medley relay event where swimmers from any senior (U/16, U/17 and U/19) age group may compete and still maintain their age group status e.g., U/16 competitors may swim in all U/16 events throughout the day and swim in the senior medley relay. A junior swimmer cannot compete in the senior medley relay.

For E, F, G, H, I & J division carnivals, there is a boys' Open medley relay and a girls' Open medley relay. For the medley relay events, swimmers from any age group may compete in this Open event and still maintain their age group status e.g., U/15 competitors may swim in U/15 events throughout the day and swim in the Open medley relay.

4 X 50m Relays

The 4 x 50m freestyle relay events are limited to one division in each of the genders and age groups in the C, D, E, F, G, H, I & J division carnivals. Competitors may swim in these relay events, regardless of how many other events they have entered in that age group.

Disqualifications

The following procedure is to be followed when making a decision to disqualify a competitor or change the placings in an event. These decisions must be conveyed to each effected school during the carnival.

1. The decision is formulated by the Referee:
 - a) based on an infraction which the Referee has directly witnessed.
 - b) based on an infraction brought to the attention of the Referee by a Judge of Strokes or Starter.
 - c) based on an infraction brought to the attention of the Referee via a protest from an individual competitor, team coach or manager.
In the instance of a protest the Referee must pursue all sources of evidence to arrive at a decision in a reasonable amount of time to avoid undue delay. e.g., Gain evidence from other officials such as the Judges of Stroke, Starter, Check Starter, Place Judge, Chief Timekeeper and Timekeepers.
2. If the decision results in a re-scheduling of events, the decision is conveyed to the Carnival Manager for confirmation.
3. The relevant paperwork is submitted to the Results Room so the decision can be put into effect.
4. The Results Room Manager will arrange for an ACC staff member to advise the team coaches/coordinators of the effected teams of the decision and the reason for it. NB: *No Discussion is entered into at this stage. (See point 5 below.)*
5. If school team coaches/coordinators do not agree with the Referee's decision, the time to voice that opinion is within the 30 minutes permitted for protests under **World Aquatics** regulations for technical breaches.

6. If necessary, the Referee may ask the announcer to call team coaches to report to a central location at a specific time.

Swimming WA officials will be provided with DQ's sheets in duplicate booklets. The top white sheet to go to the results room. The bottom yellow sheet is to be delivered to the school coach by a student official after the event.

At C-J division carnivals SWA officials will also be provided with SWA Swimming Stroke Correction Forms to issue to students that use an incorrect stroke/start/finish technique that does not result in a DQ. Correction forms will either be issued direct to the swimmer by the official or after the event will be delivered to the school coach by an official.

N.B. The rule modifications in the C-J division carnivals should alleviate the high level of disqualifications for minor infringements at these carnival divisions. The standard of swimming in A & B division carnivals is of a sufficiently high standard that normal **World Aquatics** rules should apply. No change has been made to the way A & B division carnivals have already been controlled by SWA officials.

Bather Disqualifications

The Referee has the power to disqualify a competitor who is not suitably attired in their official school bathers. The Check Starter is to advise the Referee of any competitor not conforming to this rule. Board shorts, sports shorts, bikinis, inappropriate underneath bathers, non-official school bathers are not to be worn under any circumstances unless the school has an exemption.

Use of Video Evidence

In 2017 the ACC adopted the following rule:

No video recording to be used across all carnivals (swimming, athletics, cross-country) as evidence for results or an appeal. Schools and parents may take video or photographic recordings of their own students, but this will not be used by the ACC as appeal evidence. The only use of video recording in result adjudication will be in cases where the ACC deem it appropriate for event officials to officially video record events for results purposes.

Poolside Coaching

Pool-side coaching (concourse) is not permitted and school or individual 'timers' are not permitted on the concourse. No student or staff member is to be on the concourse unless competing or officiating. Coaches/students and parents are not to seek vantage positions on or near the finish line.

Fundraising

As per ACC policy, schools are prohibited from conducting fundraising activities at ACC events.

Age Classifications

ACC policy is that students competing in ACC sport must be under 19 years of age on 31st December. Students who have turned 19 years of age are not permitted to participate in ACC sport. It is also ACC policy that student participation is limited to "secondary school students" and that the minimum level for participation is enrolment in Year 7.

All ACC carnivals will use one age cut-off date for age group classification. This date is **30th June**.

Age Classification Chart

2025		CARNIVAL DIVISION			
BIRTH YEAR	MONTH	A - D	E - F	G, H & I	J
2007	July - December	U19	U19	U19	U19
2008	Jan - June				
2008	July - December	U17	U19	U19	U19
2009	Jan - June				
2009	July - December	U16	U16	U19	U19
2010	Jan-June				
2010	July - December	U15	U15	U15	U19
2011	January - June				
2011	July - December	U14	U14	U14	U14

2012	January - June				
2012	July - December	U13	U13	U13	U13
2013	January - June				

Multi Class Competitors

ACC athletes with OR without a classifiable disability can compete in the ACC divisional swimming carnivals held at Perth HPC in programmed multi class (MC) / inclusive (INC) events. An athlete is deemed multi class if they hold either a provisional classification (provided by Swimming WA based on submission of required paperwork) or classified (formal assessment has been completed by Swimming WA). An inclusive (non classified) athlete can compete, however a reminder to staff completing nomination(s), these are competitive events, and it is a requirement that athletes are capable of swimming 50m, without stopping.

Multi class and inclusive athletes are nominated in the same way as age group competitors, through the nomination process. Swimmers can only compete in one event of each stroke and distance. All athletes nominated as multi class, will have their classification confirmed by the ACC, against the 'National Classification Master List'.

On their carnival day, the swimmers will marshal and compete in the programmed MC / INC events, however, if they have already qualified as part of the school swim team as an aged group competitor, they remain in their designated school lane.

Classification provides structure for swimmers with a disability, to minimize the impact of impairments on sport performance and ensure success of an athlete. Athletes with a range of disabilities from multiple classifications, compete together in their respective programmed age group events. They race against the world record time in that event for their classification. The winner of the race is not always the athlete who touches the wall first, but the swimmer who posts the highest Multi Class Point Score (MCPS – long course) and the time closest to the world record for their classification. Personal swim results for both multi class and inclusive swimmers will be recorded and collated, however, no points will be allocated to the swimmers' school team results. The exception is only those swimmers who are competing as both a Multi Class and aged group swimmer for their school.

Only participants with a classification will be able to break and set ACC records, as well as being eligible for ACC records. Across all ten (10) divisional carnivals, for each event and age group, the one (1) classified athlete with the highest MCPS score, will also qualify for All Stars Team selection.

All Multi Class results will be forwarded to Swim WA with the swimmer's times considered for development and state team selection.

Classification Process

Classification processes vary for disabilities, with 19 Swimming WA recognised classifications. This process should only be completed by students who wish to participate in the ACC Divisional carnivals and continue the pathway of competitive and/or club swimming.

The athlete will need to provide medical documentation to the respective Disability Sporting Organisation stating they have an eligible impairment for classification. This will open the way for that athlete to be provisionally classified, and subsequently to undertake a face-to-face evaluation. Once classified, athletes will receive their classification which consists of a prefix and number. The prefix represents the stroke, and the number indicates the sport class.

S freestyle, butterfly and backstroke events
 SB breaststroke
 SM individual medley

SPORT CLASSES

1 – 10 physical impairment
 11 – 13 visual impairment
 14 intellectual impairment
 15 hearing impairment
 16 transplant recipient
 17 transition classification
 18 significant other impairment (as of 2022)
 19 high functioning Autism (as of 2022)

NOTE: an athlete can be classified with different sport classes for events they compete in ie S6 and SB5

Physical Impairment Classification

There are 2 options for **physical impairment** classification:

PROVISIONAL: allows the individual to compete at school & club level. To obtain a provisional classification, students must complete sections 1-4 of the Provisional Evaluation Kit & attach a copy of a report or letter from a medical doctor stating the students diagnosed medical condition with their application.

NATIONAL: allows the individual to compete at National level competition. These are performed by a medical & technical classifier & organised quarterly in WA.

For a copy of the Provisional Evaluation Kit, or to find out when the next national classification session is being held in Perth, please contact: classification@wa.swimming.org.au

Vision Impairment Classification

Completed via the Australian Paralympic Committee (APC). Individuals are required to provide medical documentation from their ophthalmologist prior to seeking a classification. Refer to the following online classification link for more information:

<https://www.paralympic.org.au/classification/vision-impairment-classification/>

Intellectual Impairment Classification

Completed via Sport Inclusion Australia (SIA). If students already have eligibility for other sports in this category, they will be able to provide their SIA number.

For further information refer to : [http:// sportinclusionaustralia.org.au/eligibility-overview/](http://sportinclusionaustralia.org.au/eligibility-overview/)

Athlete Registration & National Eligibility Application form is access via : <https://sportinclusionaustralia.org.au/wp-content/uploads/2021/12/School-Sport-Reg-form-Student-November-2021.pdf>

Hearing Impairment Classification

Completed via Deaf Sports Australia (DSA) via the following link. Once processed, applicants will receive a classification letter confirming their eligibility status: <https://deafsports.org.au/classification/>

Transplant Classification

Completed via Transplant Australia. Students are required to have the following form completed by their transplant physician and returned to Transplant Australia: [http:// transplant.org.au/multi-class-sports/](http://transplant.org.au/multi-class-sports/)

Further Information

For more information on multi class swimming, visit the following link: <https://wa.swimming.org.au/resources/athlete-services/multi-class-swimming> or contact classification@wa.swimming.org.au

Records

If a competitor equals, but does not better the record, the record is considered a shared record.

If a competitor elects to compete in an age group above his or her qualifying age group and betters or equals the record time in their qualifying age group, the new time shall not be ratified as a record, e.g., an U14 competes as an U15 and breaks an U14 record; that record is unofficial.

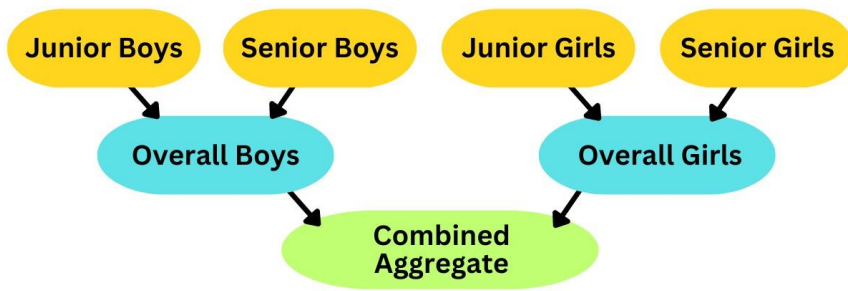
If a competitor elects to compete in an age group above his or her qualifying age group, and that competitor betters or equals the record time in that higher age group, the new time shall be ratified as a record or shared record, in that higher age group.

In some cases, students are forced to compete in a higher age group because their school carnival division does not offer their actual qualifying age category, e.g., J division includes U13, U14 and U19 age groups only. If a swimming time in that higher age group is a record performance for the actual age category, then the record will be recognized if the relevant school notifies the ACC. School staff are encouraged to monitor talented students that are competing in higher age groups for carnival divisions that do not offer the actual age group they would normally participate in.

ACC Swimming Records are available on the ACC web site at <https://www.accsport.asn.au/carnivals/swimming/records> .

Trophies and Results

At all carnivals, trophies are awarded in the following 7 categories:



If a category has two schools with equal highest scores, the schools involved will share the trophy. Single gender schools vie for the Junior, Senior and Aggregate trophies only, according to their gender.

The Junior and Senior age categories within each division of carnival are as follows.

	Junior	Senior
A, B, C & D Division	U13, U14 & U15	U16, U17 & U19
E & F Divisions	U13, U14 & U15	U16 & U19
G, H & I Divisions	U13 & U14	U15 & U19
J Division	U13 & U14	U19

The previous year's category winners are to return trophies at the closest Sports Management Committee meeting, prior to the series of carnivals. Trophies are to be engraved, repaired, and thoroughly cleaned prior to their return.

History of Results

A full summary of the swimming history of results is available on the ACC web site at

<https://www.accsport.asn.au/carnivals/swimming/history>

ACC Honorary All Star Swimming Team

The Honorary ACC All Star Swimming team comprises of the best swimming performances in each gender, age group and event across all carnival divisions. Each selected student will receive a certificate and an all stars pin from the ACC to recognize their achievement.

Medley relay teams comprise of the best swimming performances in each of the four strokes. The freestyle relays comprise the four best swimming performances in 100m freestyle and 50m freestyle.

Certificates are also awarded to the male and female age champions in each carnival division. Whilst age champions receive a certificate to recognize their achievement, they are not automatically selected in the All Star team so will not receive a pin badge.

If a student qualifies for a swimming All Star team four times, they will qualify for ACC Letters. Schools are notified of all selections after each carnival series.

SCHOOL ADMINISTRATION

Officials Information

The ACC website contains a *Swimming Officials Handbook* containing officials' key information and duty descriptions. See: <https://www.accsport.asn.au/carnivals/swimming/officials-info>. Schools can also refer to relevant documents in the appendices listed in this document.

Officials Nominations

Officials Nominations must be submitted to the ACC by **Thursday 27 February 2025**. Nominations can only be submitted by emailing a completed officials nomination workbook. The workbook will have a different worksheet for each division and is available on the ACC website at <https://www.accsport.asn.au/carnivals/swimming/nominations>. Please refer to the following instructions for official's nominations:

1. Download the *Swim Officials Workbook* from the swimming nominations page on the ACC web site. Click the link below or type the address into your web browser address bar.
2. Open the workbook excel file and save it on a local drive or desktop of your computer.
3. Click on the carnival division tab (bottom of sheet) your school is competing in. This will take you to your school's nomination spreadsheet.
4. Type the name of your adult officials into the sheet in the cells/spaces that are assigned to your school. Do not type names in cells/spaces designated to other schools. (ACC does not require student assistant names)
5. When you have finished entering your officials' names, save the file onto your local drive and then send it as an email attachment to the ACC office to cherie.pirnie@cewa.edu.au

If you are unsure of how to nominate your officials using the spreadsheet contact your school office/administration, IT department or the ACC office. This is an example of what the *Swim Officials Workbook* looks like (excerpt only). The highlighted columns (full name and WWC check) must be completed where indicated for your school.

OFFICIAL	# STUDENT ASSISTANTS	OFFICIALS HANDBOOK PAGE REFERENCE	SCHOOLS	FULL NAME	WWCC	SIGN IN	TIME
Chief Timekeeper	1	19.7 27, 28	CBC Fremantle	John Smith	✓		
Results Ratifier		20.1 23, 19.3.1	CBC Fremantle	Jackie White	✓		
Chief Marshall	1	19.4 23	All Saints				
Marshall No. 2	1	19.4 23	John XXIII				

Officials' Information and Duty Description

Refer to the ACC web site for important information for all officials positions at <https://www.accsport.asn.au/carnivals/swimming/officials-info> and download the [Swimming Officials' Handbook](#).

Working With Children

All officials working at ACC carnivals are required to be checked under the Working with Children (WWC) legislation. When nominating officials, schools will need to mark an ✓ on the nomination form to confirm that the person has a valid Working with Children Card, is covered by an exemption, or covered as a teacher under their TRB registration. Schools need to keep records of their officials WWC status. Officials that are contracted by the ACC (i.e., Swimming WA Referees), will have their WWC card, and information recorded by the ACC. For more information, check the ACC guidelines at <https://www.accsport.asn.au/sites/default/files/wwc.pdf>.

Officials Allocations

Schools in divisions A, B, D & E are required to provide officials for the C, F, G, H, I & J division carnivals. Depending upon the amount of country schools that may be in a particular division, some slight variances to the above may occur.

In 2025, SEDA students **will not** be able to provide officials for any of the ACC swimming carnivals. ACC member schools may provide officials as part of their VET programs. Regardless of this assistance, schools are still required to supply student assistants to help the SEDA and ACC VET officials (if they are fulfilling an adult official role). This will be marked on the official's nomination spreadsheet.

Vocational Education and Training Program (VET)

It is the aim of the ACC to provide schools with the opportunity to enrich and further enhance their school-based VET programs. As a part of practical student learning, schools can nominate VET classes to assist with the operations of major ACC sporting events and carnivals. The ACC VET placement will then provide learning opportunities that relate to the course competencies for the students.

Only schools conducting registered VET courses in a suitable area may submit a nomination, i.e., Certificate I/II/III Sport & Recreation or Certificate I/II/III Information, Digital Media & Technology. Registered VET courses should have an official Registered Training Organisation (RTO) and be accredited through the Training Accreditation Council of WA.

ACC carnival dates are listed on the ACC web site at <https://www.accsport.asn.au/calendar/dates>. Schools may wish to nominate for more than one carnival type, e.g., swimming, athletics, cross country, etc. Schools can also nominate more than one class for an event. Schools only need to complete one form for all nominated events and classes. Once nominated, school allocations will be based on specific skills, knowledge or experience in areas of most benefit.

Schools interested in nominating VET classes to work as officials at the ACC carnivals must complete the VET Officials web form at <https://www.accsport.asn.au/carnivals/swimming/nominations/vet-officials-nomination> by **27 February 2025**.

The ACC will assess all the nominations and will notify schools if their nomination was successful. Not every school/class that nominated will receive a VET carnival allocation. Allocations will be assessed on the following criteria:

- School has a registered VET course in a suitable area, i.e., Sport & Recreation / Information, Digital Media & Technology.
- The ACC VET placement will provide learning opportunities that relate to the course competencies for the students.
- VET students have some specific skills, knowledge or experience in an area that would benefit the ACC carnival.

The following list provides some detail into the practical based VET skills and competencies that students would be able to perform as a part of their ACC official's responsibilities. Please note that within each officiating role a range of skills can be performed depending upon the different sporting carnival or activities selected.

- Implementing organisation, planning and time management. Organising daily work schedule such as arriving on time at the carnival, signing in for all start-up briefings, allocating toilet breaks, bringing a healthy packed lunch and efficient use of time during the sport program delivery.
- Issue and set up equipment for sporting activities. Checking equipment regularly to ensure availability and operational capacity. Ensure athletes and spectators are using equipment safely and for its intended purposes.
- Maintaining sporting equipment in a clean and safe condition.
- Following work health and safety policies (OHS). Providing a duty of care to protect themselves and others from potential hazards during the sporting event.
- Providing a safe working environment inclusive of safe equipment usage to minimise risks.
- Following risk management policies and protocols for venues and facilities during events.
- Assist in preparing and conducting sport and recreation sessions such as gameplay, training, and umpiring
- Providing coaching that is safe and non-discriminatory
- Implement strategy and tactics during sport sessions and gameplay
- Officiate games or competitions
- Applying ethical practice when dealing with participants, spectators, and other officials
- Develop and update sport, fitness and recreation industry knowledge through discussion, industry seminars, and other professional associations
- Use specific sport and recreation industry related information (rules and regulations)
- Using basic written skills and computer skills to record information during scoring and recording
- Communicating effectively with others in a sport and recreation environment using a range of communication techniques such as verbal, hand gestures, signs and signals, and information technology. Actively listen during meetings and ask questions when required.

Student Officials

Student assistants are needed to assist some of the officials' roles. The number required is listed in the *Swim Officials Workbook* under “# Student Assistants”. Schools are responsible for organising student assistants for allocated officials at their own divisional carnivals.

Schools in higher divisions providing officials to lower division carnivals are not required to provide student assistants, only the adult official. These student assistants will be provided by the schools attending the lower division carnivals. **Metro schools of ALL DIVISIONAL CARNIVALS are to provide x1 extra student assistant, in addition to normal allocation, to be called upon by ACC Carnival Manager should they be required.**

Second Timekeeper Officials

Each school is allocated a timekeeping lane and must provide a competent second timekeeper for that lane. This lane is different to their assigned competitor lane. The second timekeeper may be a staff member, adult volunteer, or competent school student. Schools may rotate individuals to this role throughout the carnival but must have someone filling this role on their allocated lane at all times. Country Schools that are competing are not required to provide officials or timekeepers. In the instance of country schools competing within a division the metro schools competing in that carnival may pick up an extra timekeeping lane as per the official's workbook allocations. *Example: 1 adult + 1 student per lane*

Second Timekeeper officials must report to the Chief Timekeeper at the finish end of the pool 15 minutes before the carnival start time.

Third Timekeeper Officials (A & B Divisions Only)

Schools participating in A and B carnival divisions will need to provide a third timekeeper to assist with the qualification requirements for a fully sanctioned meet. The third timekeeper may be a staff member, adult volunteer, or competent school student. Schools may rotate individuals to this role throughout the carnival but must have someone filling this role on their allocated lane at all times. *Example: 1 adult + 2 students per lane (in A & B Division)*

Allocated timekeeping lanes

LANE	A DIVISION
1	Chisholm
2	Newman
3	John XXIII
4	Mazenod
5	Sacred Heart
6	CBC Fremantle
7	All Saints'
8	Corpus Christi

LANE	B DIVISION
1	Mandurah CC
2	Peter Moyes
3	St Mark's
4	Guildford Grammar
5	Prendiville
6	St Stephen's Duncraig
7	Kolbe
8	Kennedy

LANE	C DIVISION
1	Ursula Frayne
2	Ursula Frayne
3	Lake Joondalup
4	Lake Joondalup
5	Frederick Irwin
6	Frederick Irwin
7	Mandurah Baptist
8	Mandurah Baptist

LANE	D DIVISION
1	Kingsway
2	Emmanuel CC
3	Swan Christian
4	Seton Catholic
5	Seton Catholic
6	St Norbert
7	La Salle
8	John Septimus Roe

LANE	E DIVISION
1	Lumen Christi
2	Tranby
3	St James'
4	St Stephen's Carramar
5	Mater Dei
6	Carey Harrisdale
7	Servite
8	St Stephen's Carramar

LANE	F DIVISION
1	Providence
2	Providence
3	Living Waters
4	Helena
5	Swan Valley
6	Swan Valley
7	Irene McCormack
8	Peter Carnley

LANE	G DIVISION
1	Holy Cross
2	Holy Cross
3	Rehoboth Christian
4	Quinns Baptist
5	Quinns Baptist
6	John Wollaston
7	Austin Cove
8	Austin Cove

LANE	H DIVISION
1	Mercy College
2	Court Grammar
3	Aranmore
4	Mundaring
5	St John Bosco
6	St John Bosco
7	Mundaring
8	Mother Teresa

LANE	I DIVISION
1	St Andrew's
2	St Andrew's
3	Carmel
4	Ellenbrook
5	Carmel
6	Foundation
7	Fremantle Christian
8	Southern Hills

LANE	J DIVISION
1	International School
2	Heritage
3	Hillside Christian
4	The King's
5	Salvado

6	Atlantis Beach
7	Alkimos Beach
8	Atlantis Beach

Officials Arrival and Briefing Times

Officials must make adequate travel arrangements to arrive at the venue on time and avoid travelling on the school spectator buses as this will cause a late arrival. The ACC Official's Manager is to advise the Carnival Manager of any late arrivals or non-attendance of officials. The school concerned will then be contacted to provide a substitute.

Officials are to register their arrival with the ACC Official's Manager well before the carnival briefing. The ACC recommends arrival at least 20 minutes prior to the briefing which is scheduled for:

- 8:20 am A & B division carnivals
- 9:20 am C, D, E, F, G, H, I & J division carnivals

Officials are required to attend a carnival briefing and then report to their Chief Official who will give a final briefing. This procedure assists in ensuring the carnival commences on time and all relevant information is relayed to officials.

Officials will be supplied with an ACC Official's vest and, if required for their duty, an ACC clip folder, paperwork, and other equipment. All vests, clip folders, paperwork and any other equipment provided are to be returned at the conclusion of the carnival. Officials are to bring their own pen, personal sun protection and lunch.

Officials will be provided refreshments ONLY during their duty at no individual cost. Refreshments include cold drinks, tea, coffee and biscuits for adult officials and student assistants.

ACC Staff Roles

Carnival Manager

The carnival manager is responsible for overseeing all carnival procedures including equipment management, administration and member school correspondence.

Specific Tasks include:

- Update the ACC Swimming Charter
- Distribute all relevant carnival information.
- Liaise with local Councils.
- Allocate officials according to apportioned requirements.
- Allocate spectator seating.
- Allocate competitor seating.
- Book first aid officers for all carnivals.
- Ensure venue catering is in place.
- Attend to ACC equipment repairs relevant to swimming carnivals.
- Arrange signage for new member schools.
- Liaise with the rostered catering school.
- Allocate lane orders.
- Ensure carnival results management procedures are in place.
- Receive notifications for nominated swimming uniforms.
- Event Equipment management.
- Ensure swimming shields are returned and prepared.
- Prepare a media report at the conclusion of each carnival.
- Convene a disputes committee meeting if necessary.
- Update swimming records.

Results Manager

The Results Manager is responsible for the overall management of carnival results. Prior to the carnivals, and on the morning of each carnival, the Results Manager should check the program data which includes:

- Correct carnival division
- Program of events
- Lane allocations
- Event data entries

- Age group allocations
- Points allocations (can vary depending on number of schools in each division)
- Team names, numbers and codes
- Report on multiple age group entries

The Results Manager will adhere to the following actions on the day of the carnival:

- Ensure that all technical equipment is operational.
- Deal with any inquiries regarding results.
- Manage the process of student additions or competitor changes required by a school on the day.
- Check that swimmers only compete in either 50m or 100m freestyle events (A-F Carnivals only). Competitors cannot compete in both events on the day for these carnival divisions. This needs to be manually checked on the day of the carnival.
- Throughout the carnival at intervals of approximately 15 minutes provide the scoreboard operator progressive aggregate scores for the announcer and scoreboard operator. For carnivals with single gender schools, the overall aggregate scores and the boys & girls aggregate score must be provided (see appendix O16).
- Ensure that results are posted on the website throughout the carnival.
- At the conclusion of the carnival, a complete analysis of final scores is to be provided for the Carnival Manager to enable trophy presentations to proceed. If there is a 'draw' in any category, the shield is shared between the two winning schools. This analysis includes trophies for the following categories:
 - Junior Girls (A-D div carnivals includes Girls Junior Medley Relay results)
 - Junior Boys (A-D div carnivals includes Boys Junior Medley Relay results)
 - Senior Girls (A-D div carnivals includes Girls Senior Medley Relay results)
 - Senior Boys (A-D div carnivals includes Boys Senior Medley Relay results)
 - Girls Aggregate (E-J div carnivals includes Open Girls Medley Relay results)
 - Boys Aggregate (E-J div carnivals includes Open Boys Medley Relay results)
 - Overall Aggregate (includes all results from all events)

Officials Manager

The Officials Manager is responsible for all officials' roles on each carnival day.

Prior to the carnival series, the officials manager fulfills the following tasks:

- Prepares the officials nomination workbook with updated allocations for each school in each carnival division.
- Collates each schools nominations and prepares a checklist for each carnival day.
- Attends to any queries or concerns from member schools about their officials provision.
- Prepares folders for each official with information about the role.

On carnival day, the officials manager fulfills the following tasks:

- Signs in each official as they arrive at the venue for their duty.
- Distributes relevant folder to each official.
- Follow up on officials that have not turned up for their role by contacting the relevant school.
- Troubleshoot any problems on the day and reallocate roles as required.
- Brief officials prior to the start of the carnival.
- Prepare a table for the winning shields ready for presentation at the end of the day.
- Meet with the special guest presenter and brief them on their role before presentations begin.

Catering

Schools are not allowed to bring catering from outside into the Perth HPC facility. Bulk food orders must be placed through the Perth HPC Lemon Tree Café. Schools are encouraged to advise students to bring a packed lunch. This assists in limiting student movement from designated areas.

The main café at Perth HPC is prohibited to students during the carnival. Food outlets will be set up in the concourse area behind the permanent grandstand and students can purchase food and drinks from these outlets.

Parents and staff may use the main café area but if parents are purchasing for their own child at the carnival then they should also use the outlets on the concourse area.

Event officials are provided with refreshments ONLY (hot/cold drinks and biscuits) from 10.30 a.m. to 1.30 p.m. by the ACC. Schools need to notify their supervising staff and officials to make their own lunch arrangements or use the venue café. Swimming WA officials are provided with refreshments and lunch by the ACC.

The café staff at the venue provide the food/beverage & equipment on the morning of each carnival. An individual school from each division of carnival provides the catering distribution service (see [Appx 4](#)). The distribution service is allocated to schools on a rotational basis. Schools that have been relegated or elevated from one year to the next will take the place on the roster of the school whose place they have filled.

Catering Roster

A DIV	2021	2022	2023	2024	2025	2026	2027	2028	2029	2030
	St Stephen's Duncraig	N/A	Sacred Heart	Mandurah CC	CBC Fremantle	All Saints	Newman	Mercedes	John XXIII	Chisholm

B DIV	2021	2022	2023	2024	2025	2026	2027	2028	2029	2030
	St Brigid's	N/A	Kolbe	Prendiville	Peter Moyes	Corpus	Mazenod	Ursula Frayne	Lake Joondalup	St Stephen's Duncraig

C DIV	2021	2022	2023	2024	2025	2026	2027	2028	2029	2030
	Kennedy BC	N/A	John Septimus	Mandurah BC	Frederick Irwin	Guildford G	Kennedy BC	John Septimus Roe	Mandurah BC	Frederick Irwin

D DIV	2021	2022	2023	2024	2025	2026	2027	2028	2029	2030
	Servite	N/A	Emmanuel CC	St George's AGS	Swan Christian	St Norbert	La Salle	Kingsway Christian	Emmanuel CC	Lumen Christi

E DIV	2021	2022	2023	2024	2025	2026	2027	2028	2029	2030
	Mater Dei	N/A	Carey - H	Seton	Lumen Christi	Swan Valley	Irene McCormack	Servite	St Stephen's Carramar	Mater Dei

F DIV	2021	2022	2023	2024	2025	2026	2027	2028	2029	2030
	Providence	N/A	Quinns	Helena	Living Waters	Mercy	Tranby	Peter Carnley	Providence	Quinns

G DIV	2021	2022	2023	2024	2025	2026	2027	2028	2029	2030
	Aranmore	N/A	Austin Cove	Rehoboth	John Wollaston	St James'	Aranmore	Austin Cove	Rehoboth	John Wollaston

H DIV	2021	2022	2023	2024	2025	2026	2027	2028	2029	2030
	Court Grammar	N/A	St Andrew's	Mundaring	Mother Teresa	South Coast Baptist	Court Grammar	St Andrew's	Mundaring	South Coast Baptist

I DIV	2021	2022	2023	2024	2025	2026	2027	2028	2029	2030
	Ellenbrook	N/A	The King's College	Carey Baptist - F	Foundation	St John Bosco	Fremantle Christian	Ellenbrook	The King's	Alkimos

J DIV	2021	2022	2023	2024	2025	2026	2027	2028	2029	2030
	International School	N/A	Alkimos	Heritage	Immaculate Heart	Southern Hills CC	Salvado	International School	Carey - F	Heritage

NB: Where **promotion** and **relegation** has occurred, the schools involved take each other's place in their new divisions.

The rostered catering school will only be responsible for food & beverage distribution on the carnival day. Costs will be shared between all participating schools.

The catering school will also act as the host school and their Principal will be the Presenter of Awards. The exception to this will be **for the division in which the ACC Executive President's school is competing, the ACC Executive President will serve as the Presenter of Awards for that division (as detailed in the Swim Officials Workbook).**

Competitor Information

Competitors are to remain in their allocated area at all times except when warming up or competing in an event.

Warm Up Protocols

- Competitors are permitted to warm up under the strict supervision of their school staff member(s) before the carnival commences and before each event.
- Competitors must wait for the clearance from their 'competitor seating area staff member' to go directly to the warm-up/warm-down 'pool staff member'.
- Warming up simply enables the competitor to dive, start and loosen up with continuous stroke production. Milling 'around' in the water or at either end of the pool is not permitted.
- Keep to the left of your lane.
- Competitors can warm up in the main pool prior to the start of the carnival and must be completed 20 minutes before the designated start time of the first event. This is to allow time for pool staff to place and test the timing/touch pads. Schools are asked to check with pool staff before entering the main pool.
- Once the carnival commences, competitors can warm up for a period of 10 minutes prior to being called for marshalling (subject to pool availability). They are also permitted to warm down for 5 minutes after their event (subject to pool availability).
- Due to the layout of the stadium, the conduct of the warm-up/warm-down process is in full sight of all school spectators. Consequently, appropriate behaviour is essential for the smooth running of the carnival.
- Refer to [Appx 4](#) for your school's allocated warm-up lane and times.

Marshalling Protocols

Marshalling will not be broadcast by the poolside announcer therefore the onus is on school's Sports staff to ensure swimmers are marshalled in a timely fashion.

- The order of school signs in the marshalling area is representative of lane numbers. Students are to be aware of their allotted lane number prior to marshalling.
- Competitors in individual events are to follow the marshalling instructions as described below.
 - Receive marshalling instructions from your team manager/coach.
 - Once school sport staff have provided marshaling instructions, swimmer(s) are to report to the prescribed marshalling area.
 - On arrival at the marshalling area, sit in the prescribed seat behind the appropriate school sign in event order, starting with the lower age groups towards the front. The order of school signs represents the order of lanes.
 - Await the marshal's call.
 - Register your name, competitor number and division of event with the Marshall.
 - As a group, and under the guidance of a marshal's assistant, move to the start area for that event via the prescribed path.
- Competitors in the relay events are to follow the marshalling instructions as described below:
 - School staff are to take relay teams to the general marshalling area one age group at a time.
 - Marshalls will allocate teams to their relevant lanes as indicated by school signs.
 - The marshal's assistant takes each group of swimmers to their relevant change over ends.
 - Marshals are not required to check each competitor's name on the relay list, only that each school has a full relay team.
- On the completion of an event, competitors must remain in the water in their lane. In relays, the 1st, 2nd and 3rd relay leg swimmers must exit the pool immediately once all swimmers from their leg have finished.
- Once directed to exit the water, competitors are to move back to their designated school competitor areas or their allocated warm up/down pool and lane.

Competitor Nominations

Schools are asked to submit the names, birthdates and genders of their entire secondary school student population by completing the relevant form, available on the ACC website. The form is listed as 'Student Nomination Spreadsheet (whole school list)' <https://www.accsport.asn.au/carnivals/swimming/nominations>.

If you are unsure of how to access the required data, contact your school office/administration, IT department or the ACC office. Most schools will have a database of student information, and this can be used to transfer data to the form. IT staff should be able to export the required data and enter it into the form in the correct fields. It is important that student data is entered in the correct columns, and no changes are made to the format of the file.

Student Data Upload

Schools will receive a unique link to their online nomination form where they can upload their own student data. The nomination form will allow schools to add, delete and edit student details. Once the student data has been uploaded, the carnival event fields will populate with students in their correct age group categories.

Competitor numbers will be allocated to students via the online **once student data from all schools in a carnival has been uploaded**. Schools will be able to export a student list with competitor numbers from the nomination form for their perusal.

NB:

1. *If you have a student who goes by a 'preferred' first name that is different from their official first name, please enter the preferred name only in the First Name column.*
2. *If your list includes a second name in the exported entries, please remove this so there is only a first name and a surname.*

The due date for school student data to be uploaded to the online nomination form is **Thursday 20 February**.

Team Nominations

Once student data has been uploaded to the online nomination form, schools are to begin allocating competitors to the events in their carnival program. If there is an error, or schools cannot find a student when searching the drop-down menus, there are options to correct student data so that they import correctly into their age categories. Please refer to the **Frequently Asked Questions** link on the nomination page for assistance. If schools cannot solve an issue within the form, please contact the ACC.

Schools are not required to download the online form. Additions, changes and entries completed by the user will automatically be saved, and available to schools for further editing up to their carnival day.

Entries from the online team nomination forms will be transferred to the Perth HPC system by the due date listed in the table below. Regardless of this due date, schools can continue to make changes up until the morning of their carnival day. A final upload will be completed before the start of the carnival.

DIV	Event Date	Perth HPC Data Transfer Due Date
J	17 Mar 2025	11 Mar 2025
I	18 Mar 2025	14 Mar 2025
H	19 Mar 2025	17 Mar 2025
G	20 Mar 2025	18 Mar 2025
F	21 Mar 2025	19 Mar 2025
D	24 Mar 2025	21 Mar 2025
C	25 Mar 2025	21 Mar 2025
A	26 Mar 2025	24 Mar 2025
B	27 Mar 2025	25 Mar 2025
E	28 Mar 2025	18 Mar 2025

Online Nomination Form Instructions

ENTERING

- Schools use their unique link to open the form.
- There are three tabs provided at the top of the form.
 - The first **"Nominations"** tab/sheet is for entering competitors into carnival events (including Multi Class). Schools must have their competitor entries completed before the entry close date listed in the table above.
 - The second **"Athletes"** tab/sheet is for student information. It is the sheet that provides the link for schools to upload their student data file. Students can be added, deleted or corrected once their file has uploaded successfully.
 - The third **"Help"** tab/sheet is available to help solve frequently asked questions about common errors that occur with student data, birthdates, etc.
- If you have a Multi Class or Inclusive competitor, please search for the student in the field provided on the second tab and complete the additional information required so they can be entered into a Multi Class event in the carnival program.
- Schools must select competitors for each individual event **including relays; however, it is not compulsory to enter the relay order. If schools wish to have their relay order accurate, they must report to the results room immediately after the race. Split relay times will not be displayed in the results.**
- Start typing a competitor's name and it will appear in the cell.
- You can share the link with other staff members at your school.
- More than one person can work on the form at the same time.

CHANGES

- The form is saved automatically after entries or changes are made.
- Schools can make as many changes as desired until carnival day.
- Age group changes are simple. Just search for the competitor as all lower age categories are listed in the database for the higher age group events.
- If a school enters a competitor in more than one age group, an error message will appear in the event field on the form to alert that a correction is required.
- Schools are not required to notify results staff of competitor changes throughout the carnival. Any changes after the start of the carnival will be picked up at marshalling.**
- It is strongly encouraged that schools have their competitor entries as up to date as possible to avoid potential problems. Schools should be checking the online results regularly to pick up any unforeseen errors and report them to the results room immediately.

DUE DATES

- Student data upload for all divisions: **Thursday 20 February 2025**
- Team Nomination Form: See above table for relevant due date.

Competitor Numbers

A competitor is only permitted to register under their one allocated competitor number. Competitor numbers are to be written on the back of the left hand of each competitor, in permanent black marker by the team Coach or Manager. Please note the following:

- The bottom of the numbers should be above the knuckles.
- Print numbers clearly.
- If your swimmer does not have a competitor number, please come into the results room so a number can be officially allocated.**



Each school has a 3-letter ACC school code which can be found on your school page on the ACC website. This is to be written on the back of each competitor's right hand.

Race Procedure

- Competitors are to observe the start procedures as follows:
 - "Whistle" to climb onto the blocks. Stand on the back edge of the blocks.
 - "Take your marks".
 - "Beep" to start.
 - False start (second repetitive beep plus dropping of false start roper). **See Competition Rules for information regarding the [one start rule](#).**
- When touch pads are used, competitors must touch firmly.

- Exit the pool via the steps. Do not climb up and over either end of the pool.

Etiquette

- Support fellow team members by participating to full capacity.
- Be suitably and appropriately attired.
- Promote worthy competition without losing the aspect of enjoyment of participation in a friendly atmosphere.
- Respect the oppositions' involvement as individuals and as a team.
- Assist officials, team managers and coaches by following carnival protocols.
- Take heed of your school's ethos while spectating and participating.

Clothing/Towel Baskets

At carnival **Division A** there will be a clothing basket system available that allows competitors to place their discarded clothing/towels in a basket prior to their race starting and have them transferred to the finish end. Schools that would like to use this system need to notify the ACC on the day and provide 2 students to act as their basket carriers during the carnival. The ACC will provide the clothing baskets. Student assistant basket carriers should be dressed in their school PE uniform.

While this system is not coordinated at other carnivals (B-J), the ACC provides baskets for schools wishing to manage this process for their swimmers.

Venue Entry and Fees

Staff and students will enter the facility from the eastern side (back) of the complex off McGillivray Road at Gate C. A staff member from Perth HPC will meet school buses and direct teachers and students to the correct aquatic entry point. Parents attending the carnival are to enter through the main entrance.

The entry fees for Perth HPC in 2025 are:

School students (competitors/spectators) = \$4.90

Parents and friends (spectators) = \$2.90

Schools are requested to provide an accurate number of student entries to the ACC Director of Sport no later than three business days after the carnival. Venues West will invoice the ACC for each school's total student numbers and the ACC will on charge this cost to each school. The Venues West liaison person for this information is:

Luana Casilli - PH: 9441 8252, Luana.Casilli@venueswest.wa.gov.au

Schools that fail to provide numbers to the ACC Director of Sport will be invoiced for the maximum possible seating allocation.

Venue Seating

Seating Allocation Procedures: A-E Division Carnivals

A to E carnival divisions: Seating allocations have now been set based on school's 2024 allocations. Should your team size have changed in a material way in 2025, please contact ACC Director of Sport no later than 2-weeks prior to the carnival.

Seating Allocation Procedures: F-J Division Carnivals

F to J carnival divisions: Schools are allocated approx. 50m² on the concrete seating steps under the shade sails on the eastern side. Schools are to ensure that they seat students only in their allocated area. If they anticipate they will need more space to accommodate their team, schools can also bring their own small shade marquee and set this up on the grass behind their allocated area.

Schools need to estimate how many students they will be able to fit into their shaded area (approx. 50sqm). ACC recommendation is to bring only competitors and reserves. Schools that wish to bring additional students to the carnivals may utilize areas on the upper concourse on the western side of the pool; however, there are no shade or tiers in these areas and schools would need to make their own arrangements to install temporary shade shelters. Schools need to consider the number of spectators that they bring to the outdoor venue as the arrangements are very different to the grandstands at the indoor pool.

For details on seating numbers and allocations for outdoor pools, please refer to [Appx 3](#).

Venue Exit

Schools are to remain seated after the presentations until directed by the Announcer/Carnival Manager. The Carnival Manager will have radio communication with the official outside at the bus exit area. The exit from the facility will be coordinated in a specific order. Country schools are scheduled to exit first. To assist with the safe dismissal of all present, competitors and spectators are to remain seated until directed by the carnival manager. School staff are to ensure that a controlled dismissal is achieved.

Exit channels are indicated on the seating plan provided. These must be strictly adhered to. All staff are to be familiar with their exit channel. Any school wishing to leave early must notify the Carnival Manager prior to their departure. All schools are encouraged to remain until all presentations are complete.

Please refer to the [Bus Exit Order](#) for all carnival divisions.

Indoor Pool

Students in the permanent stand should exit via the closest exit door and proceed through the concourse to gate C. Competitors will exit from underneath and along the back of the temporary seating towards the stairs. Walk up the stairs, along the concourse through to gate C out to the AJ Pavilion car park for buses.

Outdoor Pool

Due to the ongoing works at UWA Sports Park referenced below, students will move directly towards the stairs and landing that they entered earlier in the day, and then move through the main venue to Carpark 2 near Stephenson Ave. Please see drop off information below.

Parking and Traffic Flow

It is essential that schools provide bus and parking procedures as requested by Perth HPC to their bus company/drivers and supervising staff so the correct procedures are adhered to (see [Map 1](#)).

Drop Off

Carpark Changes: Due to ongoing works in the UWA Sports Carpark at the back of the venue, Venues West has made the decision to use **Carpark 2** for all buses. Please see the updated Map 1. **Carpark 2 is closest to the Stephenson Avenue entry to Perth HPC.** Buses are to only enter and exit (drop off & pick up) via Stephenson Avenue

Parents

Parents dropping students to the venue are to enter off Stephenson Ave and turn left or right (as instructed) at the roundabout and use the allocated drop off areas. Parents are not to park in car isles or obstruct traffic when dropping students to the venue. Parents attending the carnival can park in the main Perth HPC car park and access the Aquatic Centre via the front/main entrance (off Stephenson Ave).

Bus Parking

Smaller coaster buses [≤30 seats] may park in carpark 2 at the front of Perth HPC if they need to stay for the duration of the event. Small buses/mini vans [≤20 seats] that can fit in a standard car bay may park in the main Perth HPC car parking areas.

All large buses [over 30 seats] may not park at the venue for the duration and are advised to park at either Perry Lakes or City Beach. An exception is made for large buses that are being driven by school teaching staff provided the school has advised the ACC in advance (via the bus numbers form and by the due date) that they will need parking on site at Perth HPC. If this procedure has been followed then the ACC will advise Venues West and such buses may be parked in carpark 2 at the front of Perth HPC.

Pick Up

As per the changes outlined in the Drop Off section above, all buses will enter from Stephenson Ave and turn right into Carpark 2. Buses should be parked and ready to exit by:

- 12.30 p.m. (J division carnival)
- 1.00 p.m. (G - I division carnivals)
- 1.45 p.m. (C - F division carnivals)
- 2.00 p.m. (A & B division carnivals)

There is a pre-determined order for buses collecting students, and students will exit the pool in this order as per [Venue Exit](#) instructions.

Country schools have first exit privileges due to travel distances; the exit order of other schools is aligned to seating areas and is rotated annually. Buses must be ready to collect students in the correct pre-determined order ([see Bus pick up order and parking bays](#)).

ACC officials with two-way radios will advise the announcer inside the facility when each school bus is in place. Schools will then be asked to exit the facility in order. If school buses are not in the correct order, officials will ask the announcer to direct another school to exit the facility in their place.

Parents collecting their children are to pick them up from the front of Perth HPC in the designated drop off/pick up zones or by parking in a marked bay. Parents are reminded not to park in car isles or obstruct traffic when picking up.

Bus Pick-Up Order

Schools order of exit from the venue is noted in the seating allocations - [Appx 2 Spectator and Competitor Seating – Indoor Pool](#) and [Appx 3 Spectator and Competitor Seating – Outdoor Pool](#).

Map 1: Perth High Performance Centre (HPC) – Parking and Traffic Flow



Toilets

Each school must have a member of staff supervising their students when using toilet facilities. A ticket/pass system can be used to ensure that the number of students leaving the spectator area is regulated. Toilets are to be checked for litter and cleaned (if necessary) prior to the departure of schools.

Perth HPC Indoor Pool

Schools are to use the toilets on the concourse, behind the permanent grandstand. Only swimmers are to use the downstairs toilets adjacent to the pool deck.

Perth HPC Outdoor 10-Lane Pool

Schools must follow these instructions when using toilet facilities:

- Temporary toilets on the eastern side upper grass level concourse, behind the seating area.

- Toilets located on the inside of the main stadium on the upper concourse.
- Students are not to use the toilets at the indoor pool.

First Aid

First Aid Officers will attend all carnivals. At the HBF Stadium outdoor pool, first aid is located in the room behind the Officials check in desk at the 50m finish end of the pool. At the indoor pool the first aid room is located adjacent to the entry stairs at the 50m start end of the pool. Any student requiring preventative taping will require a small fee.

Schools should deal with any minor injuries and have their own First Aid equipment available to enable this.

Photography and Videography Guidelines

School representatives taking photos or video must follow these guidelines:

- Photographers must be staff or adults approved by the school and covered under Working with Children guidelines.
- Photographers must wear a name badge issued by their school. The badge must include their name and the school name.
- Students taking photos must also have a name badge and be supervised by a staff member.
- Where possible school photographers should only take photos of students from their school.
- Casual parent or student photographers without school permission are not permitted to take photos on the pool deck.
- Photographers must keep well clear of all officials and competing swimmers.
- Cameras and mobile phones are not permitted in toilets and change rooms.
- Video footage taken by school or parent photographers will not be used by the ACC for result adjudication or appeals in any circumstances.

Live Streaming

All ACC Swimming carnivals in 2025 will be filmed by **Two Monkeys Agency Pty Ltd** and live streamed to **7West Media Streamer** on a private channel. The production will cover events and presentations.

Schools need to advise the ACC if they have any competing student that does not give consent to be video recorded or photographed at their carnival. To assist in this process there is a web form on the ACC site that schools need to complete and submit by **Friday 14 March 2025**. <https://www.accsport.asn.au/carnivals/swimming/not-publication>

The form will collect the student's name, school, age group and potential events that they may compete in. Details will be provided to the production company who will try not to include the student in the video footage for their events.

Presentations and End of Carnival Procedures

At the conclusion of the carnival there will be a formal presentation ceremony to announce all the team trophy winners. Presentations are conducted ASAP after the completion of the last event. The Director of Sport is assisted in the presentations by the Principal of the designated school. Correct protocol is that all schools remain for the presentations; however, if a school needs to leave due to travel constraints, they should inform the Director of Sport and leave the venue before presentations commence. It is not correct protocol for schools to leave during the presentations as this detracts from the occasion.

For all divisions at HBF stadium, only the team captains will represent their school in the presentations. The remainder of the team will remain seated in their designated team areas for the presentation.

Presenter Of Awards (Principal)

The allocated catering school is also the host school and their Principal will be the Presenter of Awards. The exception to this will be in divisions where a school Principal is a member of ACC Executive; then the Executive Principal will be the Presenter of Awards for that division.

Rubbish

Schools are to thoroughly clean their designated areas (competitor and spectator) prior to presentations. Rubbish bags are to be supplied by individual schools. Schools may be invoiced for additional cleaning services if the venue is not left in a clean state.

Lost Property

All lost property is to be handed in to the Carnival Manager.

APPENDICES

Appx 1 Dates, Venues, Divisions, Schools and Uniform Colours**A DIVISION - Wednesday 26 March 2025 - PERTH HPC (indoor pool)**

SCHOOL	CAPS	BATHERS
All Saints' College	Dark Blue with White Lettering	Navy Blue with Light blue side panel (Boys - speedos or jammers)
CBC Fremantle	White with College crest on side	Charcoal with College crest on back
Chisholm College	White with Chisholm Crest and red lettering	Teal with red & white side panels & white edging for girls, teal with red & white jammers for boys
John XXIII College	White with Gold/Navy Crest	Navy Blue
Corpus Christi	White with burgundy/blue motif	Navy Blue with white and burgundy side stripe and CORPUS in white on back
Mazenod College	Navy Blue/White Logo	Navy Blue Briefs or Jammers/White Logo
Mercedes College	White	Green
Newman College	Sky blue with royal blue logo	Black with dark blue and blue scoop stripes bottom front. Boys have the option of wearing the school blue racing skins.
Sacred Heart College	Red with White SHC	Black, Red & white side panels
St Brigid's College	Black	Black with green and gold trim on rear

B DIVISION - Thursday 27 March 2025 - PERTH HPC (indoor pool)

SCHOOL	CAPS	BATHERS
Mandurah Catholic	Maroon with yellow logo	Maroon bathers with gold type
Kennedy Baptist College	Navy Blue with Kennedy emblem	Navy Blue with Sky blue and White Piping
Kolbe College	Yellow	Navy Blue with Yellow stripe (Boys: speedos or jammers)
Guildford Grammar	Navy blue	Navy blue
Peter Moyes ACS	White with School Crest	French Navy Blue, Emerald Green & Yellow Trim (or plain Navy Blue)
Prendiville College	Red with school name in black lettering	Black with school crest or plain Black
St Mark's ACS	Dark Blue	Maroon, white, light blue and gold (some plain maroon). Boys will wear bathers or jammers. Girls will wear either one-piece bathers (various styles) or two-piece bathers.
St Stephen's School, Duncraig	Navy with school logo & Duncraig	Navy with red and white trim

C DIVISION - Tuesday 25 March 2025 - PERTH HPC (indoor pool)

SCHOOL	CAPS	BATHERS
Bunbury Cathedral Grammar	Navy Blue School Logo	Navy Blue Jammers for Boys, Full Leg suit for Girls
Frederick Irwin AS	Dark Green	Green with yellow stripe
Lake Joondalup	Gold	Navy Blue with Gold & Light Blue vertical Stripes
St George's	Red with a white dragon and black name	Black
Mandurah Baptist College	Gold/yellow	Navy, gold
Nagle Catholic College	Green and Gold	Black Bathers, black briefs and/or black jammers
St Mary MacKillop College	Burgundy	Burgundy, white, grey
Ursula Frayne Catholic College	Black with white lettering	Black with red and white side paneling

D DIVISION Monday 24 March 2025 - PERTH HPC (indoor pool)

SCHOOL	CAPS	BATHERS
Emmanuel Catholic College	Teal with white lettering	Navy, Teal and White (Speedo & knee length tights)
Seton	Black	Black (girls with red/white stripe down side)
John Septimus Roe ACS	Light Blue with school crest	Maroon with white panel. Boys briefs or bike pants.
Kingsway Christian College	Red with white KCC letters	Navy Blue with red trim and white piping
La Salle College	Red with Yellow La Salle writing	Bottle Green Full piece (girls) Bottle Green Jammers or Speedos (boys)
Georgiana Molloy	White with Teal writing	Majority Navy, teal and white pattern on side, boys briefs or jammers, girls one piece
St Norbert College	Gold	Girls: old bather = Royal blue with gold side stripe, new = Navy with gold side stripe. Boys: Navy with gold side stripe
Swan Christian College	White with Black lettering and cyan logo	Black, navy, white, cyan

E DIVISION - Friday 28 March 2025 - PERTH HPC (Indoor Pool)

SCHOOL	CAPS	BATHERS
Carey Baptist College, Harrisdale	White with school logo	Boys: Black speedo style and Black Jammers. Girls black racing suit or black racing bathers.
Lumen Christi College	White with School crest	Black with light blue and maroon panels
Mater Dei College	Baby blue with Navy MDC	Geo print blue and navy as well as navy with white piping
Servite College	Black with white 'SERVITE' on the side.	Black (one piece or racing bathers for girls, jammers for boys)
St James	Orange	Black
St Stephen's School, Carramar	Blue	Navy Blue with red side panels & white edging/black jammers
John Paul College	Maroon	Royal Blue. Briefs or jammers for boys. One piece or one piece with boy leg for girls.
Tranby College	Black with sky Blue logo	Black & Sky Blue Bathers; Black Jammers, Two Piece or One Piece Black & Sky Blue Bathers.

F DIVISION - Friday 21 March 2025 - PERTH HPC (Outdoor 10 Lane Pool)

SCHOOL	CAPS	BATHERS
Geraldton Grammar School	Teal	New: Navy, White & Teal; Interim: Plain Navy / Plain Black
Helena College	Light blue with school name in navy blue	Navy blue with light blue insert
Irene McCormack CC	Indigo	Indigo, gold and white
Living Waters Lutheran College	Petrel, white lettering & logo	Dark blue with petrel and white stripes on sides
Peter Carnley ACS	maroon	navy blue and maroon with PCACS on back (boys briefs or jammers)
Providence Christian College	White with school logo and College name	Navy Blue, with light blue and white trimmings (3 year turn over to new College Uniforms)
South Coast Baptist	White	Black or Navy
Swan Valley	Navy	Navy, Emerald and White

G DIVISION - Thursday 20 March 2025 - PERTH HPC (Outdoor 10 Lane Pool)

SCHOOL	CAPS	BATHERS
Austin Cove Baptist	White with school logo and name	Teal, Navy Blue, White (girls = one piece with school logo, boys = jammers with school name)
Holy Cross College	Orange with school logo and navy lettering	Navy
John Wollaston ACS	Red with white lettering	Navy Blue with red edging, red and white scoop panels, 1 and 2 piece for females, boys navy blue speedos or jammers
Grace	White	Navy and Orange
Rehoboth Christian College	Red	Navy Blue
Quinns	Red	Black
St Joseph's College, Albany	Gold with blue emblem	Boys: Navy jammers. Girls Navy Blue with light blue/gold stripes down sides
St Joseph's School, Northam	Gold	Girls: One piece racing bathers (Navy Blue). Boys: Speedo's or Jammers (Navy Blue)

H DIVISION - Wednesday 19 March 2025 - PERTH HPC (Outdoor 10 Lane Pool)

SCHOOL	CAPS	BATHERS
Aranmore Catholic College	White	Navy with red, grey and teal checkers. (girls one piece, boys jammers)
Carey Forrestdale	Teal	Black
Court Grammar	Turquoise & with dark blue lettering	Dark Blue/black Jammers boys, Dark Blue/black one piece girls.
Geraldton Christian College	Bottle green with white logo	Navy Blue briefs or Jammers (boys) Navy blue one piece (girls)
Mercy College	Navy blue with school name in gold	Navy blue and gold
Mother Teresa Catholic College	Navy Blue	Navy Blue with Grey and White trim
Mundaring Christian College	Light Blue and White MCC initials	Navy Blue
St John Bosco College	White with school logo in purple and Teal	Black/dark navy blue, teal and white inserts

I DIVISION - Tuesday 18 March 2025 - PERTH HPC (Outdoor 10 Lane Pool)

SCHOOL	CAPS	BATHERS
Carmel	White with Blue lettering	Navy Blue / Black (White Trim)
Cornerstone Christian College	Red	Black
Ellenbrook Christian College	Black/White	Girls - Black. Boys - Black Briefs/Jammers
Foundation Christian College	Maroon with dark blue logo	Black
Fremantle Christian College	Black	Black
Esperance ACS	Navy	Navy
St Andrew's Grammar	White/Blue	Blue/black speedos and boylegs
Southern Hills	Black and white	Black

J DIVISION - Monday 17 March 2025- PERTH HPC (Outdoor 10 Lane Pool)

SCHOOL	CAPS	BATHERS
Alkimos Baptist College	Navy Blue	Navy jammers and Navy One Piece Racing bathers
Atlantis Beach		
Heritage College Perth	Gold	Navy
International School of WA	Light blue with school logo	Black
The King's College	Blue	Blue
Immaculate Heart College	Navy Blue	Navy
Salvado Catholic College	TBC	Black
St Mary Star of the Sea	Black, red and yellow	Black
Hillside Christian		

Appx 2 Spectator & Competitor Seating | Indoor Pool**Permanent Stand Capacity (Spectators Only)**

If schools choose to bring student spectators to support their team at the carnival held at the indoor pool, they are to sit in the **Permanent Seating Stand** located on the southern side of the pool deck. Parents of competitors from all schools are also allocated seats in the Permanent Seating Stand.

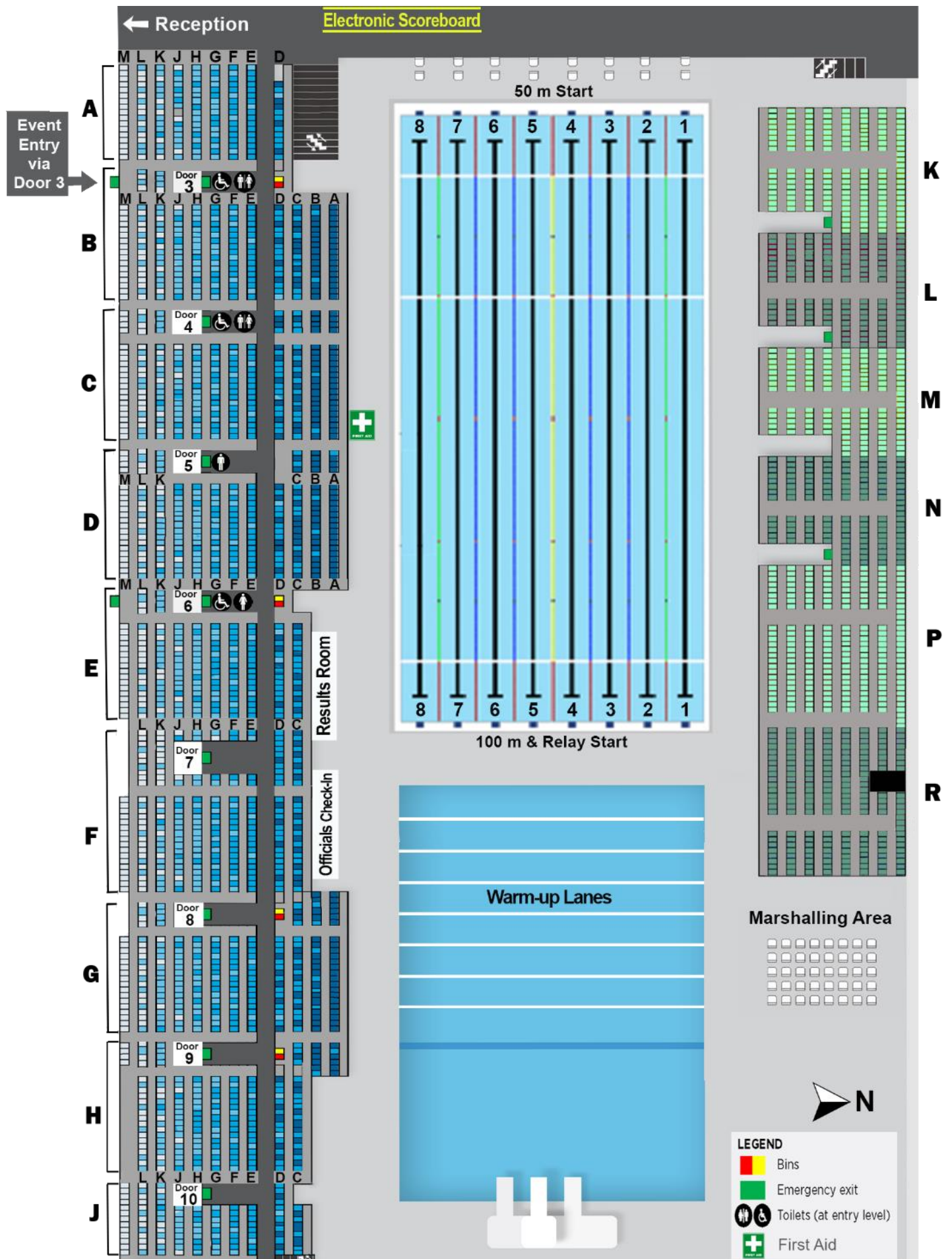
Temporary Stand Capacity (Competitors Only)

Competitors from all schools are allocated seats in the Temporary Stand located on the northern side of the indoor pool deck.

Seating Allocations (A-E Carnival Divisions)

Indoor pool seating allocations are rotated annually from right to left when facing the pool from the permanent stand, i.e., Block R moves to Block P, P to N, N to M, etc. This applies to both seating stand areas (see [Map 2: indoor pool layout](#)). **Seating allocations have now been set based on school's 2024 team sizes. Should your team size have changed in a material way in 2025, please contact ACC Director of Sport no later than 2-weeks prior to the carnival.**

Map 2: Indoor Pool Layout



Appx 3 Spectator and Competitor Seating | Outdoor Pool

- The outdoor pool annual rotation is from right to left when facing the pool from the school shaded areas on the eastern side, i.e., shade area **10** moves to shade area **1**; shade area **1** moves to shade area **2**, etc.
- All schools are to exit via Gate C leading out to McGillivray Road.
- Country Schools exit first.
- Public spectators are to enter through the main entrance on the western side of the venue.
- The seating areas for public spectators are either the shaded grass area at the northern end of the pool, or the upper deck on the western side of the pool (see [Map 3: Outdoor 10 Lane Pool Layout](#)).

Seating Allocations 2025 (F-J Carnival Divisions)

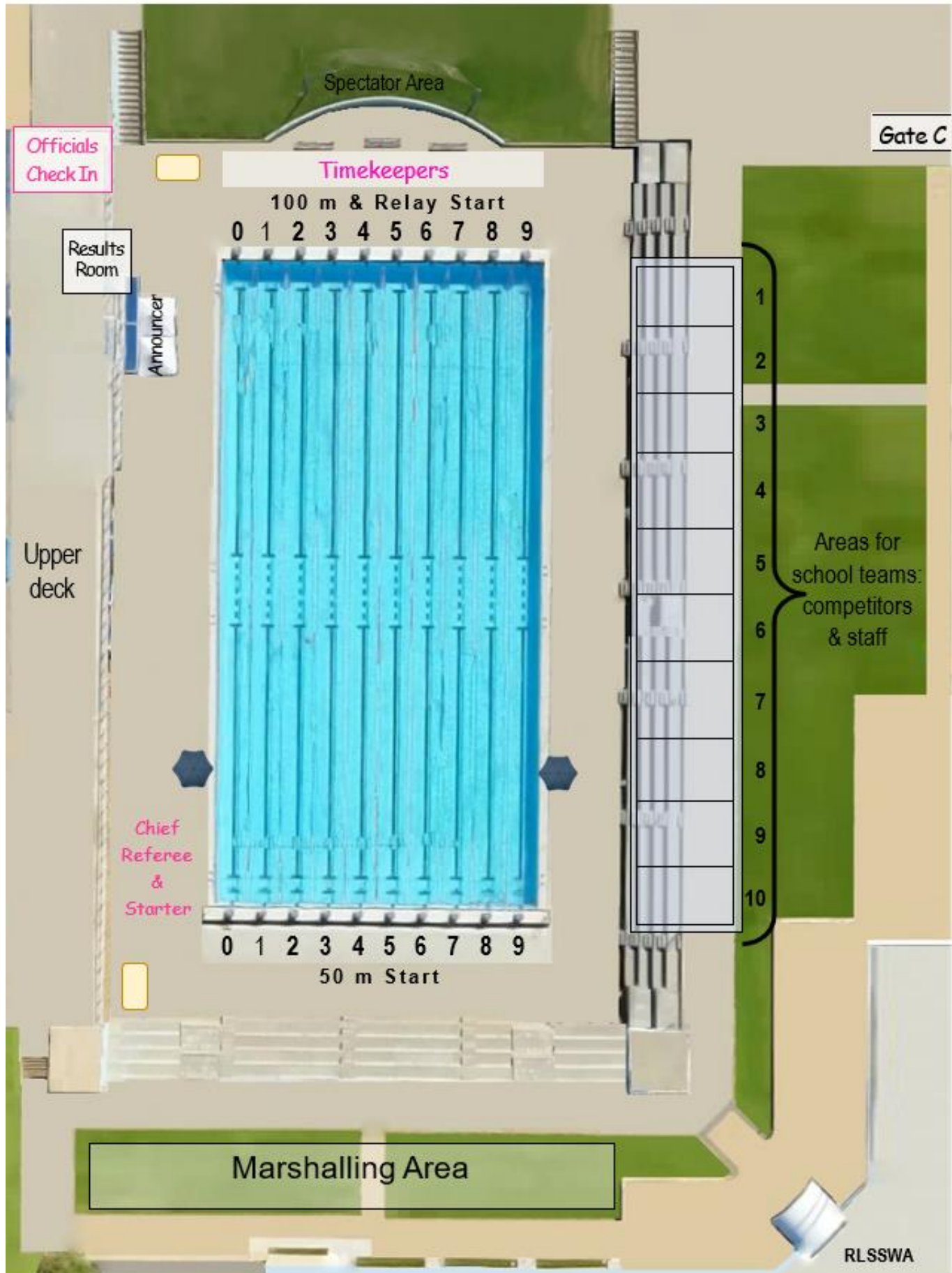
F DIVISION	Competitor Area	Exit Order
Peter Carnley	8	8
Helena	7	7
<i>Geraldton</i>	6	1
Irene McCormack	5	6
South Coast	4	5
Providence	3	4
Living Waters	2	3
Swan Valley	1	2

G DIVISION	Competitor Area	Exit Order
Grace	8	7
Rehoboth CC	7	6
Austin Cove	6	5
Quinns Baptist	4	4
John Wollaston	3	3
<i>St Josephs' Northam</i>	2	2
Holy Cross	1	1

H DIVISION	Competitor Area	Exit Order
Carey Forrestdale	8	1
St John Bosco	7	7
Aranmore	6	6
Mercy	5	5
Mother Teresa	4	2
Court Grammar	3	4
Mundaring CC	2	3
<i>Geraldton Christian</i>	1	2

I DIVISION	Competitor Area	Exit Order
Southern Hills	8	2
Foundation Christian	7	8
St Andrew's	6	7
Fremantle Christian	5	6
Ellenbrook	4	5
Carmel	3	4
Esperance	2	3
Cornerstone	1	1
J DIVISION	Competitor Area	Exit Order
Hillside Christian	8	1
International School	7	8
Alkimos	6	7
Salvado	5	6
Heritage	4	5
The King's College	3	4
Immaculate Heart	2	3
Atlantis Beach Baptist	1	2

Map 3: Outdoor 10 Lane Pool Layout



Appx 4 Lane Allocations

Warm-up Lanes

Schools from all carnival divisions must **use their allocated competition lane** as their warm-up lane. At some carnivals, 2 or more schools will need to share a warm-up lane. This is usually the case for single gender schools that have qualified for the same carnival division.

Warm-up Times

Please refer to the table below for warm-up times prior to the commencement of the carnival:

Carnivals	Main Pool (8 Lane)	8 Lane DIVE Pool	Adjacent outdoor pool
	<i>allocated time</i>	<i>allocated time</i>	<i>allocated time</i>
A & B Div carnivals only	8:00 a.m. – 8:40 a.m.	From 8:00 a.m.	
All other indoor carnivals	9:00 a.m. – 9:40 a.m.	From 9:00 a.m.	
CBC/Mazenod	8:20 a.m. – 8:40 a.m.	8:00 a.m. – 8:30 a.m.	
Mercedes/St Brigid's	8:00 a.m. – 8:20 a.m.	8:30 a.m. – 9:00 a.m.	
All outdoor carnivals	9:00 a.m. – 9:40 a.m.		9:30 a.m. – 12:30 p.m.

Single gender schools can continue to warm-up in the dive pool at their discretion once the carnival has commenced.

Indoor Carnivals

- For indoor carnivals, schools also have access to an additional dive pool marked with 8 lanes for warm-up/warm-down. The lane number in the dive pool will coincide with the school's competition lane number. Once the carnival commences, competitors can use their allocated lane in the dive pool in between events.

Outdoor Carnivals

- For outdoor carnivals, schools have access to an additional warm-up/warm-down lane (one only) in the adjacent 8 lane outdoor pool from 9:30 a.m. – 12:30 p.m. The lane number is TBC by Venues West before the commencement of each year's swim carnival series.

Lane Allocations 2025

The annual rotation is from lane 1 to lane 2, lane 2 to 3, lane 3 to 4, etc., factoring in promotions and relegations.

Competition / Warmup Lane	A Division	CODE
1	St Brigid's/Mazenod	SBC/MAZ
2	Sacred Heart	SHC
3	Chisholm	CHI
4	John XXIII	JTC
5	All Saints'	ASC
6	Newman	NEW
7	Corpus Christi	COR
8	Mercedes/CBC	MER/CBC

Competition / Warmup	B Division	CODE
1	Peter Moyes	PMA
2	Prendiville	PRE
3	Kolbe	KOL
4	Mandurah Catholic Grammar	MCC
5	St Mark's	SMK
6	Kennedy	KBC
7	Guildford	GUI
8	St Stephen's Duncraig	SSD

Lane	C Division	CODE
1	St George's	STG
2	Frederick Irwin	FIA
3	Lake Joondalup	LJB
4	Nagle	NAG
5	St Mary MacKillop	MAK
6	Ursula Frayne	UFC
7	Bunbury Grammar	BCG
8	Mandurah BC	MBC

Lane	D Division	CODE
1	St Norbert	SNC
2	Georgiana Molloy	GMA
3	Swan Christian	SWA
4	Seton College	SET
5	John Septimus Roe	JSR
6	Kingsway	KCC
7	La Salle	LAS
8	Emmanuel Catholic	ECC

Lane	E Division	CODE
1	Tranby	TRA
2	St James STJ	STJ
3	Carey (Harrisdale)	CRY
4	Servite	SER
5	Mater Dei	MDC
6	John Paul College	JPC
7	St Stephen's, Carramar	SSC
8	Lumen Christi	LCC

Lane	F Division	CODE
1	Helena College	HEL
2	South Coast Baptist	SCB
3	Peter Carnley ACS	PCA
4	Swan Valley ACS	SVA
5	Irene McCormack	IMC
6	Providence	PCC
7	Living Waters	LWL
8	Geraldton Grammar	GGs

Lane	G Division	CODE
1	John Wollaston	JWS
2	St Joseph's Northam	SJN
3	Austin Cove	ACB
4	Grace Christian	GCS
5	Rehoboth	RCC
6	Quinns	QBC
7	Holy Cross	HCC

Lane	H Division	CODE
1	Aranmore	ARA
2	Mercy	MCY
3	Geraldton Christian College	GCC
4	Court Grammar	CGS
5	Carey Forrestdale	CRF
6	Mundaring Christian	MUN
7	Mother Teresa	MTC
8	St John Bosco	SJB

Lane	I Division	CODE
1	Cornerstone	CCS
2	Fremantle Christian	FRE
3	Foundation Christian	FCC
4	Carmel	CAR
5	Southern Hills	SCC
6	Esperance ACS	EAS
7	Ellenbrook	ELL
8	St Andrew's	SAG

Lane	J Division	CODE
1	Hillside Christian	HIL
2	Salvado	SAL
3	Immaculate Heart	IHC
4	Atlantis Beach Baptist	ABB
5	Alkimos	AKB
6	The King's College	TKC
7	International School	IWA
8	Heritage	HCP

Appx 5 Swimming Program of Events

All Swimming Programs are available on the ACC website at <https://www.accsport.asn.au/carnivals/swimming/program-of-events>

GUIDE TO KEY CARNIVAL TIMES				
CARNIVAL	FIRST EVENT	LAST EVENT	TEAMS ASSEMBLE	PRESENTATIONS
A & B Divisions	9:00 a.m.	1:45 p.m.	1:55 p.m.	2:00 p.m.
C & D Divisions	10:00 a.m.	1:48 p.m.	2:00 p.m.	2:05 p.m.
E & F Divisions	10:00 a.m.	1:08 p.m.	1:20 p.m.	1:25 p.m.
G, H & I Divisions	10:00 a.m.	1:20 p.m.	1:30 p.m.	1:35 p.m.
J Division	10:00 a.m.	12:36 p.m.	12:45 p.m.	12:50 p.m.

Appx 6 Safety & Evacuation Procedures

This appendix indicates the procedures for the response to all emergency or potential emergency situations, which may arise during the conduct of the ACC series of Swimming Carnivals. It is the responsibility of senior staff and all Officials to be familiar with the contents of this document.

The task of this document is to link the emergency response procedure of HBF Stadium with the requirements of the ACC and to ensure the competitors, students and staff are an integral part of the communications network.

Risk Management

Over the duration of the ACC Swimming competitions there may be situations that will occur due to circumstances over which we have no control. Most situations will be minor incidents, but some may be acute or chronic in nature. The ACC has endeavoured to make allowances for all eventualities throughout.

Acc Classification of Potential Risk

The ACC has classified risk situations into four categories:

- 1. Incident:** Defined as being an occurrence that may be fixed quickly and efficiently on site with minimal fuss. All incidents should be reported to Officials and/or teachers.
- 2. Minor Emergency:** Relates to an occurrence that has the potential to impact on more than one person that will necessitate shared decision making and a clearly defined course of action. These are to be handled by Chief Officials and/or senior teaching staff.
- 3. Major Emergency:** Refers to any situation that affects small groups of people and requires a series of actions that ease the way for the external agent to impact quickly and efficiently. These are to be handled by the Carnival Manager in consultation with the venue managers.
- 4. Catastrophe:** Defined as being anything serious that impacts a large number of people and requires intervention from one or more external agents. Catastrophes involve action by the Carnival Manager and need to be coordinated in conjunction with the West Australian Police Force and Emergency Services if required.

Emergency Procedures for All Staff and Officials

All staff and officials are requested to act immediately on emergencies in conjunction with and under the direction of the relevant authorities as above. Each emergency must be treated on its own merits to ensure appropriate action is taken.

In the case of a Major Emergency or Catastrophe the Western Australian Police Department may coordinate all procedures in direct liaison with other emergency services. The ACC will ensure that all staff conduct a swift and orderly evacuation of students and officials.

If an evacuation is necessary, the announcement will be made over the Public Address System. If an evacuation is announced, Staff will be instructed to assist in the orderly movement of all students out of the grandstand and surrounding environs. Once the venue is clear, re-admittance will not be permitted until the emergency is over. Staff and Officials will supervise the entry points to control re-entry procedure after the Carnival Manager gives the "All-Clear".

Emergency Contact People & Numbers

ACC OFFICIALS & GENERAL STAFF

Tom Bottrell	Carnival Manager	0416 127 839
Suzie Ehlers	Results Manager	0400 252 112
Rebecca Wright	Officials Manager	0408 905 770
Trent Sharpe	Officials Manager	0408 958 415
Cherie Pirnie	Multi Class Manager	0447 502 248
Announcer	Announcers Bench	2-way radio
St John Ambulance	Base of stairs under grandstand	

EXTERNAL OFFICIALS

Police	Cottesloe Police	9286 6777
	Central Police Station	131 444
Emergency	Fire, Ambulance, Police	000
SES	Central SES	132 500
City of Nedlands	Administration Officer	9273 3670
	AH Emergency Calls Only	9273 3500
Perth HPC	Jayden Downes	9300 7124

Summary of Emergency/Evacuation Procedures

- Depending on the type of incident, notify the Official, Chief Official or Carnival Manager.
- Alert other Staff/ Officials in the immediate area of the situation.
- Obey the instructions of Officials in all emergency situations.
- If not involved, refrain students from going to the area to satisfy their curiosity. Such action may hamper the situation.
- Listen for the description of the situation from the Announcer and act accordingly.
- Upon being notified of an Evacuation by the Announcer, coordinate the orderly evacuation of all competitors and students within your immediate area and proceed quickly and in an orderly manner to the nearest exit (see following maps).
- Officials are to inform the Carnival Manager if they believe someone is still in the area (see point 10).
- Do not re-enter or allow competitors or spectators to re-enter the evacuated areas until the Carnival Manager gives the "All Clear".
- Under no circumstances talk to the media, direct them to the Carnival Manager.
- It is the responsibility of each school to carry out a full roll call of athletes and/or student spectators, school staff and school officials in the evacuation muster areas. The Carnival Manager is to be advised immediately if a person or persons are missing with undue cause.

Appx 7 Bus Parking & Exit Order

BUS PICK UP ORDER and PARKING BAYS 2025

ORDER MAY CHANGE DEPENDING ON WINNING SCHOOL AND BUS ARRIVAL TIMES. Country schools will be given priority exit. Outer metro schools can be given priority exit on special request.

A DIVISION		
Exit Order		Bus Parking Bay
1	Sacred Heart	10
2	CBC Fremantle	9
3	Mercedes	8
4	All Saints	7
5	Chisholm	6
6	John XXIII	5
7	Newman College	4
8	Mazenod	3
9	St Brigid's	2
10	Corpus Christi	1

B DIVISION		
Exit Order		Bus Parking Bay
1	Mandurah CC	8
2	Kolbe Catholic	7
3	St Marks	6
4	St Stephens (Dunc)	5
5	Prendiville	4
6	Peter Moyes	3
7	Kennedy BC	2
8	Guildford Grammar	1

* B Div modified: Country and Mandurah schools exit first

C DIVISION		
Exit Order		Bus Parking Bay
1	Nagle	8
2	Mandurah Baptist	7
3	St Mary MacKillop	6
4	Bunbury Cathedral	5
5	Fredrick Irwin	4
6	Lake Joondalup	3
7	Ursula Frayne	2
8	St Georges	1

D DIVISION		
Exit Order		Bus Parking Bay
1	Georgiana Molloy	8
2	John Septimus Roe	7
3	Kingsway CC	6
4	La Salle	5
5	Swan Christian	4
6	St Norberts	3
7	Emmanuel Catholic	2
8	Seton Catholic	1

* C/D Div modified: Country and Mandurah schools exit first

E DIVISION		
Exit Order		Bus Parking Bay
1	John Paul College	8
2	Lumen Christi	7
3	Carey Baptist (Harris).	6
4	Mater Dei	5
5	Servite	4
6	St Stephens (Carra).	3
7	Tranby	2
8	St James Anglican	1

F DIVISION		
Exit Order		Bus Parking Bay
1	Geraldton Grammar	8
2	Swan Valley	7
3	Irene McCormack	6
4	Helena College	5
5	Living Waters	4
6	Peter Carnley	3
7	Providence	2
8	South Coast Baptist	1

* F Div modified: Country school exits first

G DIVISION		
Exit Order		Bus Parking Bay
1	St Joseph's Albany	8
2	St Joseph's Northam	7
3	Austin Cove	6
4	Quinns Baptist	5
5	John Wollaston	4
6	Holy Cross	3
7	Rehoboth	2
8	Grace CS	1

H DIVISION		
Exit Order		Bus Parking Bay
1	Geraldton CC	8
2	Mercy College	7
3	Mother Teresa	6
4	Aranmore	5
5	St John Bosco	4
6	Court Grammar	3
7	Mundaring	2
8	Carey Baptist (Forrest)	1

* G/H Div modified: Country schools exit first

I DIVISION		
Exit Order		Bus Parking Bay
1	Esperance ACS	7
2	Carmel School	6
3	Ellenbrook CC	5
4	St Andrew's	4
5	Foundation	3
6	Fremantle CC	2
7	Southern Hills	1

J DIVISION		
Exit Order		Bus Parking Bay
1	Atlantis Baptist	8
2	King's College	7
3	International School	6
4	Immaculate Heart	5
5	Alkimos	4
6	Heritage	3
7	Salvado	2
8	Hillside Christian	1

* I/J Div modified: Country schools exit first